

Introductory sub-table (I)(a)


Name of the Company: UNIWORTH INTERNATIONAL LIMITED			
Scrip Code, Name of the scrip, class of security: 514282, UNIWORTH INTERNATIONAL, EQUITY SHARES			
Quarter ended: 31ST MARCH, 2014			
Partly paid-up shares:-			
	No. of partly paid-up shares	As a % of total no. of partly paid-up shares	As a % of total no. of shares of the company
Held by promoter/promoter group	NIL	N.A.	N.A.
Held by public	NIL	N.A.	N.A.
Total	NIL	N.A.	N.A.
Outstanding convertible securities:-			
	No. of outstanding securities	As a % of total no. of outstanding convertible securities	As a % of total no. of shares of the company, assuming full conversion of the convertible securities
Held by promoter/promoter group	NIL	N.A.	N.A.
Held by public	NIL	N.A.	N.A.
Total	NIL	N.A.	N.A.
Warrants:-			
	No. of warrants	As a % of total no. of warrants	As a % of total no. of shares of the company, assuming full conversion of warrants
Held by promoter/promoter group	NIL	N.A.	N.A.
Held by public	NIL	N.A.	N.A.
Total	NIL	N.A.	N.A.
Total paid-up capital of the company, assuming full conversion of warrants and convertible securities			
Rs.14,90,00,000 (Divided into 14900000 Equity Shares of Rs.10/- each)			

For Director

[Signature]
Director

Statement Showing Shareholding Pattern


Category code	Category of Shareholder	Number of Shareholders	Table (I)(a)		Total shareholding as a percentage of total number of shares		Shares Pledged or otherwise encumbered	
			Total number of shares	Number of shares held in dematerialized form	As a percentage of (A+B) ¹	As a percentage of (A+B+C)	Number of shares	As a percentage
(A)	Shareholding of Promoter and Promoter	(III)	(IV)	(V)	(VI)	(VII)	(VIII)	(IX) = (VIII)/(IV)*100
1	Indian							
(a)	Individuals/ Hindu Undivided Family	4	2068850	1817600	13.88	13.88	-	-
(b)	Central Government/ State Government(s)	-	-	-	-	-	-	-
(c)	Bodies Corporate	6	922850	340850	6.19	6.19	-	-
(d)	Financial Institutions/ Banks	-	-	-	-	-	-	-
(e)	Any Others(Specify)	-	-	-	-	-	-	-
(e-i)		-	-	-	-	-	-	-
(e-ii)		-	-	-	-	-	-	-
	Sub Total(A)(1)	10	2991700	2158450	20.08	20.08	-	-
2	Foreign							
a	Individuals (Non-Residents Individuals/ Foreign Individuals)	1	9600	-	0.06	0.06	-	-
b	Bodies Corporate	1	755000	-	5.07	5.07	-	-
c	Institutions	-	-	-	-	-	-	-
d	Qualified Foreign Investor	-	-	-	-	-	-	-
e	Any Others(Specify)	-	-	-	-	-	-	-



e-i		-	-	-	-	-	-	-
e-ii		-	-	-	-	-	-	-
		-	-	-	-	-	-	-
	Sub Total(A)(2)	2	764600		5.13	5.13		
	Total Shareholding of Promoter and	12	3756300	2158450	25.21	25.21		
(B)	Public shareholding							
1	Institutions							
(a)	Mutual Funds/ UTI	2	1600	1600	0.01	0.01		
(b)	Financial Institutions / Banks	8	7500	5000	0.05	0.05		
(c)	Central Government/ State Government(s)							
(d)	Venture Capital Funds	-	-	-	-	-		
(e)	Insurance Companies	-	-	-	-	-		
(f)	Foreign Institutional Investors	-	-	-	-	-		
(g)	Foreign Venture Capital Investors	-	-	-	-	-		
(h)	Any Other (specify)	-	-	-	-	-		
(h-i)		-	-	-	-	-		
(h-ii)		-	-	-	-	-		
		-	-	-	-	-		
	Sub-Total (B)(1)	10	9100	6600	0.06	0.06		
B 2	Non-institutions							
(a)	Bodies Corporate	317	317025	226175	2.13	2.13		
(b)	Individuals							
I	Individuals -i. Individual shareholders holding nominal share capital up to Rs 1 lakh	43024	8949062	2039024	60.06	60.06		
II	ii. Individual shareholders holding nominal share capital in excess of Rs. 1 lakh.	18	287500	263500	1.93	1.93		
(c)	Any Other (specify)							
(c-i)	NRI-Rep	1192	1544663	115613	10.37	10.37		
(c-ii)	NRI-Non Rep	24	30800	29550	0.21	0.21		
	Trust	1	4000	4000	0.03	0.03		

John J. ...

	Clearing Member	6	1550	1550	0.01	0.01	-	-
	Sub-Total (B)(2)	44582	11134600	2679412	74.73	74.73	-	-
(B)	Total Public Shareholding (B)= (B)(1)+(B)(2)	44592	11143700	2686012	74.79	74.79	-	-
	TOTAL (A)+(B)	44604	14900000	4844462	100.00	100.00	-	-
(C)	Shares held by Custodians and against which Depository Receipts have been issued							
1	Promoter and Promoter Group	-	-	-	-	-	-	-
2	Public	-	-	-	-	-	-	-
	Sub-Total (C)	-	-	-	-	-	-	-
	GRAND TOTAL (A)+(B)+(C)	44604	14900000	4844462	100.00	100.00	-	-


 Director

(I)(b) Statement showing holding of securities (including shares, warrants, convertible securities) of persons belonging to the category "Promoter and Promoter Group"

Sr. No.	Name of the shareholder	Details of Shares held		Encumbered shares (*)			Details of warrants		Details of convertible securities		Total shares (including underlying shares assuming full conversion of warrants and convertible securities; as a % of diluted share capital
		Number of shares held	As a % of grand total (A)+(B)+(C)	No.	As a percentage	As a % of grand total (A)+(B)+(C) of sub-clause (I)(a)	Number of warrants held	As a % total number of warrants of the same class	Number of convertible securities held	As a % total number of convertible securities of the same class	
(I)	(II)	(III)	(IV)	(V)	(VI)=(V)/(III)*100	(VII)	(VIII)	(IX)	(X)	(XI)	(XII)
1	UNI WORTH LIMITED	527600	3.54	-	-	-	-	-	-	-	-
2	MANU VANLIYA & HOLDINGS PRIVATE I	2300	0.02	-	-	-	-	-	-	-	-
3	DEVPRIYA VINIMAY PRIVATE LIMITED	52100	0.35	-	-	-	-	-	-	-	-
4	MADGUL ESTATES PRIVATE LIMITED	288300	1.93	-	-	-	-	-	-	-	-
5	UNI WORTH SECURITIES LIMITED	12700	0.09	-	-	-	-	-	-	-	-
6	R.B.PROPERTIES PRIVATE LIMITED	39850	0.27	-	-	-	-	-	-	-	-
7	AVIANTE INTERNATIONAL LIMITED	755000	5.07	-	-	-	-	-	-	-	-
8	NAVRANG RALLOHIA	9600	0.06	-	-	-	-	-	-	-	-
9	MEENA LOHIA	739500	4.96	-	-	-	-	-	-	-	-
10	AMAN LOHIA	342950	2.30	-	-	-	-	-	-	-	-
11	MEGHIA LOHIA	735150	4.93	-	-	-	-	-	-	-	-
12	MEENA LOHIA	251250	1.69	-	-	-	-	-	-	-	-
	TOTAL	3756300	25.21	-	-	-	-	-	-	-	-

[Handwritten signature]

(I)(c)(i) Statement showing holding of securities (including shares, warrants, convertible securities) of persons belonging to the category "Public" and holding more than 1% of the total number of shares

Sr. No.	Name of the shareholder	Number of shares held	Shares as a percentage of total number of shares {i.e., Grand Total (A)+(B)+(C) indicated in Statement at para (I)(a) above}	Details of warrants		Details of convertible securities		Total shares (including underlying shares assuming full conversion of warrants and convertible securities) as a % of diluted share capital
				Number of warrants held	As a % of total number of warrants of the same class	Number of convertible securities held	% w.r.t total number of convertible securities of the same class	
1	N.A.	-	-	-	-	-	-	-
TOTAL		-	-	-	-	-	-	-

7/11/2011

 Director

(I)(c)(ii) Statement showing holding of securities (including shares, warrants, convertible securities) of persons (together with PAC) belonging to the category "Public" and holding more than 5% of the total number of shares of the company

Sr. No.	Name(s) of the shareholder(s) and the Persons Acting in Concert (PAC) with them	Number of shares	Shares as a percentage of total number of shares {i.e., Grand Total (A)+(B)+(C) indicated in Statement at para (I)(a) above}	Details of warrants		Details of convertible securities		Total shares (including underlying shares assuming full conversion of warrants and convertible securities) as a % of diluted share capital
				Number of warrants	As a % total number of warrants of the same class	Number of convertible securities held	% w.r.t total number of convertible securities of the same class	
1	N.A.	-	-	-	-	-	-	-
TOTAL		-	-	-	-	-	-	-

[Handwritten signature]


(I)(d) Statement showing details of locked-in shares

Sr. No.	Name of the shareholder	Number of locked-in shares	Locked-in shares as a percentage of total number of shares {i.e., Grand Total (A)+(B)+(C) indicated in Statement at para (I)(a) above}
1	N.A	-	-
TOTAL		-	-


Director

(II)(a) Statement showing details of Depository Receipts (DRs)

Sr. No.	Type of outstanding DR (ADRs, GDRs, SDRs, etc.)	Number of outstanding DRs	Number of shares underlying outstanding DRs	Shares underlying outstanding DRs as a percentage of total number of shares {i.e., Grand Total (A)+(B)+(C) indicated in Statement at para (I)(a) above}
1	N.A.	-	-	-
TOTAL		-	-	-



(II)(b) Statement showing holding of Depository Receipts (DRs), where underlying shares held by "promoter/promoter group" are in excess of 1% of the total number of shares

Sr. No.	Name of the DR Holder	Type of outstanding DR (ADRs, GDRs, SDRs, etc.)	Number of shares underlying outstanding DRs	Shares underlying outstanding DRs as a percentage of total number of shares {i.e., Grand Total (A)+(B)+(C) indicated in Statement at para (I)(a) above}
1	N.A.	-	-	-
TOTAL			-	-


2022/11/16